

Armor of God Lap Book

Read Ephesians 6:10-20 with your students before completing this lap book.

Print pages 6-14 of this hand out as double sided. Use the pictures below to easily assemble your Armor of God lap book. Each student will need a large piece of construction paper folded in thirds with the flaps meeting in the middle.




Students cut and color the soldier. Glue half of the soldier on each half of the lap book cover. Glue the words, "Armor of God," at the top.

Fill in the blanks with the appropriate word.

Armor

of God



Use the words below to fill in the blanks for the verse from Ephesians 6 on the right.

strong armor
devil God

Finally, be _____ in the Lord and in the strength of his might. Put on the whole _____ of _____, that you may be able to stand against the schemes of the _____.
Ephesians 6:10-11, ESV



The belt of truth helps me to...

The breastplate of righteousness helps me to...

The shoes of peace help me to...


The shield of faith helps me to...

The helmet of salvation helps me to...



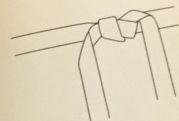
The sword of the spirit helps me to...

Prayer help me to...

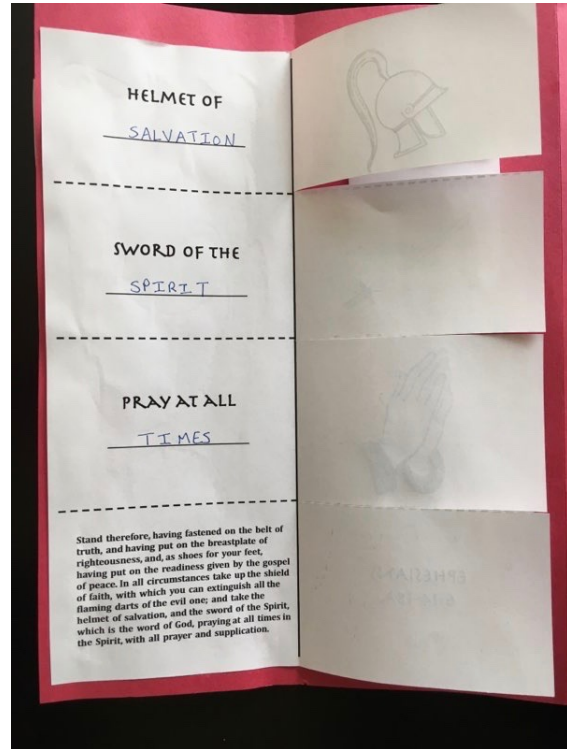
Putting on my armor helps me to...



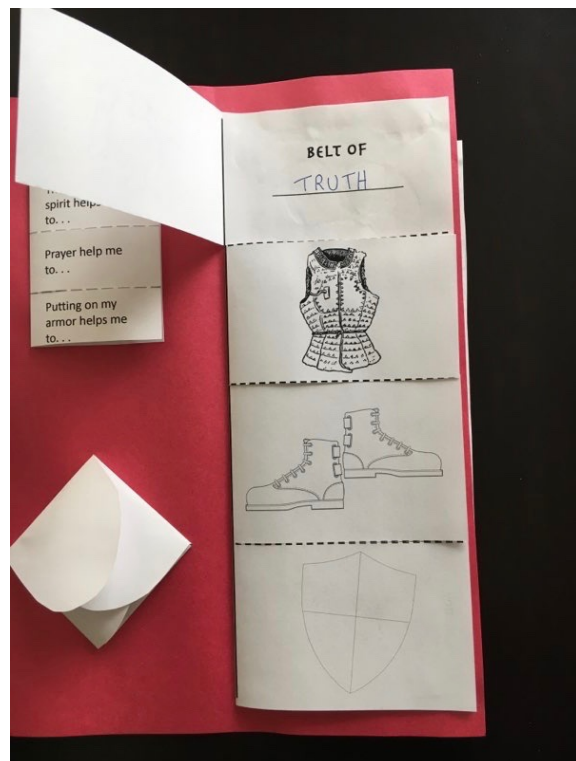

EPHESIANS
6:14-18A



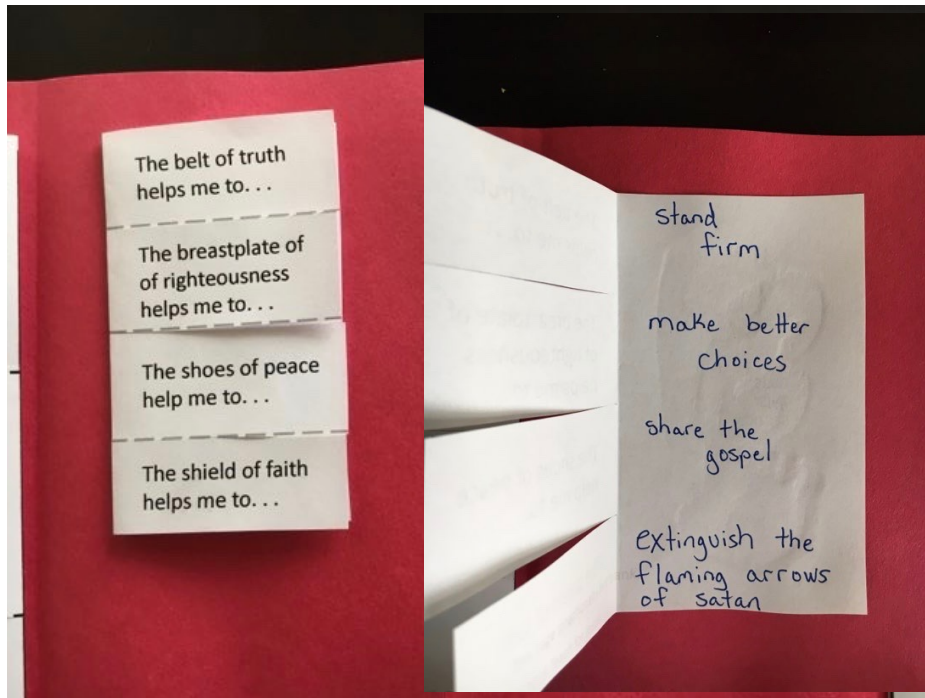
Opened Flaps



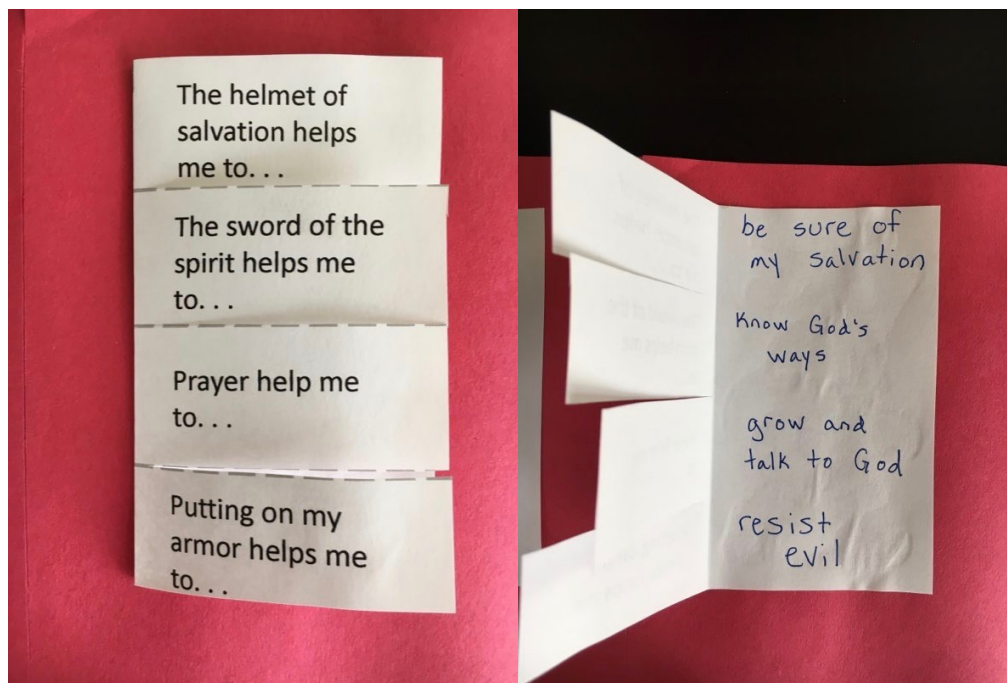
Students will cut on the dashed line. Then they will fold on the solid black line. Fill in the blanks. Glue onto the left and right flaps.



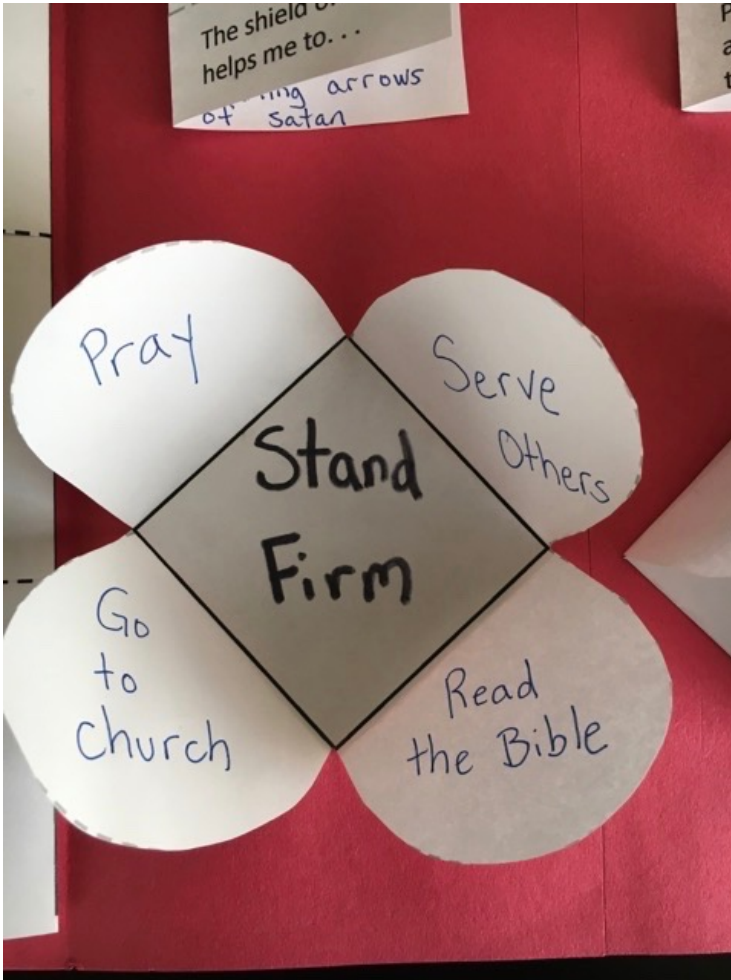
Middle



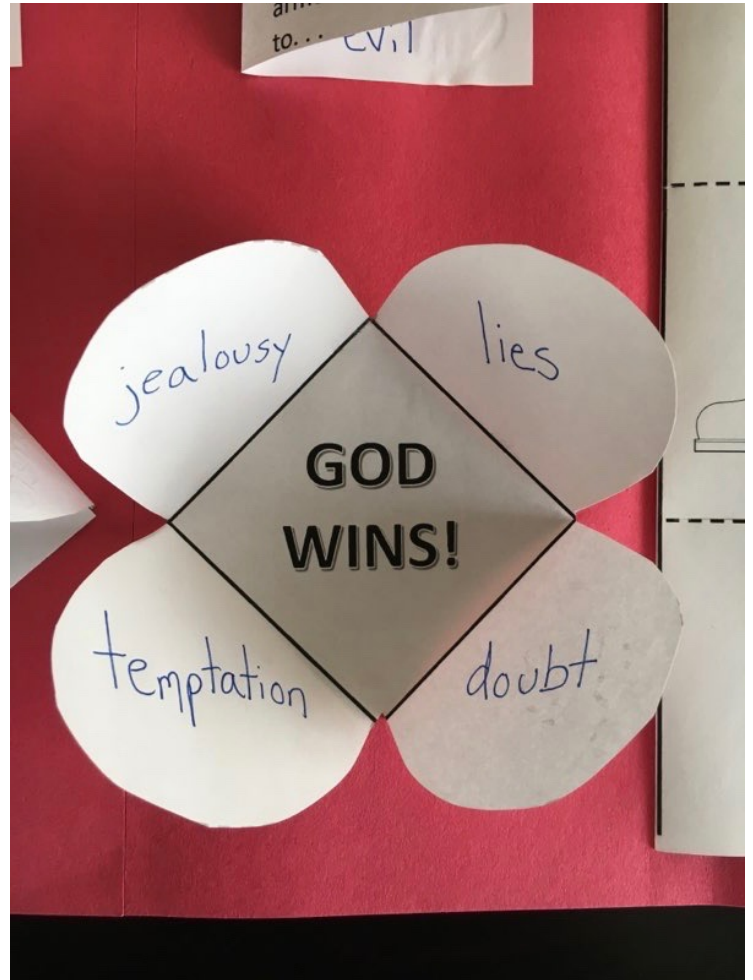
Students will cut on the dashed line. Then they will fold on the solid black line. Answer how each part of God's armor can help you. Glue inside the center of your lap book.



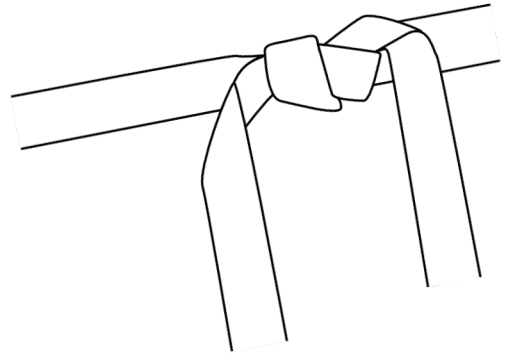
Middle




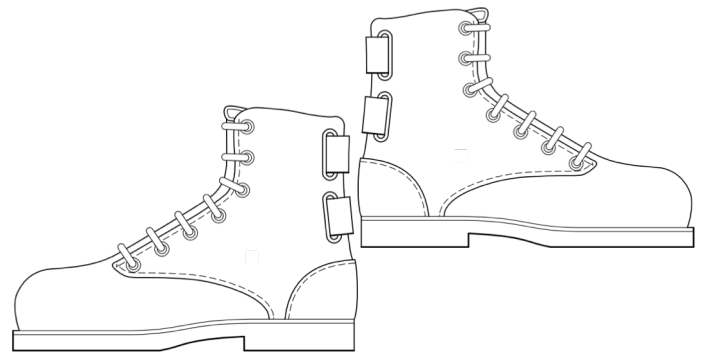
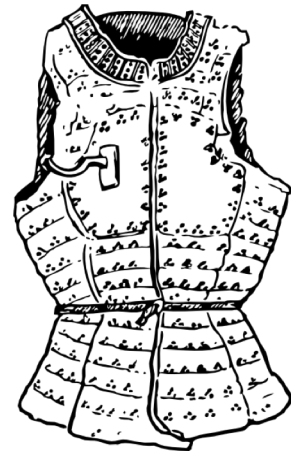
Write an idea about how you can stand firm for God on each petal. Cut on the dashed lines. Then fold on the solid black lines. Glue into the middle of your opened lap book.



Write an idea about how Satan tries to attack us (or tempt us) on each petal. Cut on the dashed lines. Then fold on the solid black lines. Glue into the middle of your opened lap book.



Cut on the dashed lines (do this before folding on the solid line). Fold on the solid line. Inside the flap, write the piece of armor that matches the picture. Glue on the open flap on the right side of your lap book.



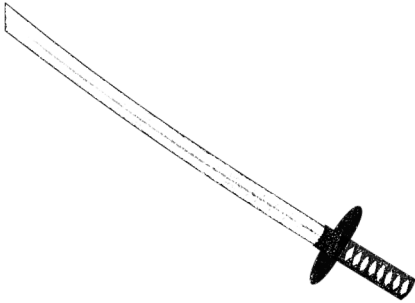
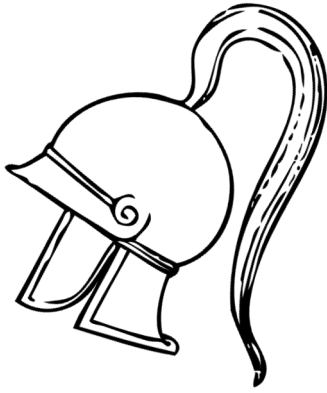
BELT OF

BREASTPLATE OF

FEET SHOD WITH THE

OF PEACE

SHIELD OF



Cut on the dashed lines (do this before folding on the solid line). Fold on the solid line. Inside the flap, write the piece of armor that matches the picture. Glue on the open flap on the left side of your lap book.

EPHESIANS
6:14-18A


HELMET OF

SWORD OF THE

PRAY AT ALL

Stand therefore, having fastened on the belt of truth, and having put on the breastplate of righteousness, and, as shoes for your feet, having put on the readiness given by the gospel of peace. In all circumstances take up the shield of faith, with which you can extinguish all the flaming darts of the evil one; and take the helmet of salvation, and the sword of the Spirit, which is the word of God, praying at all times in the Spirit, with all prayer and supplication.

Armor of God

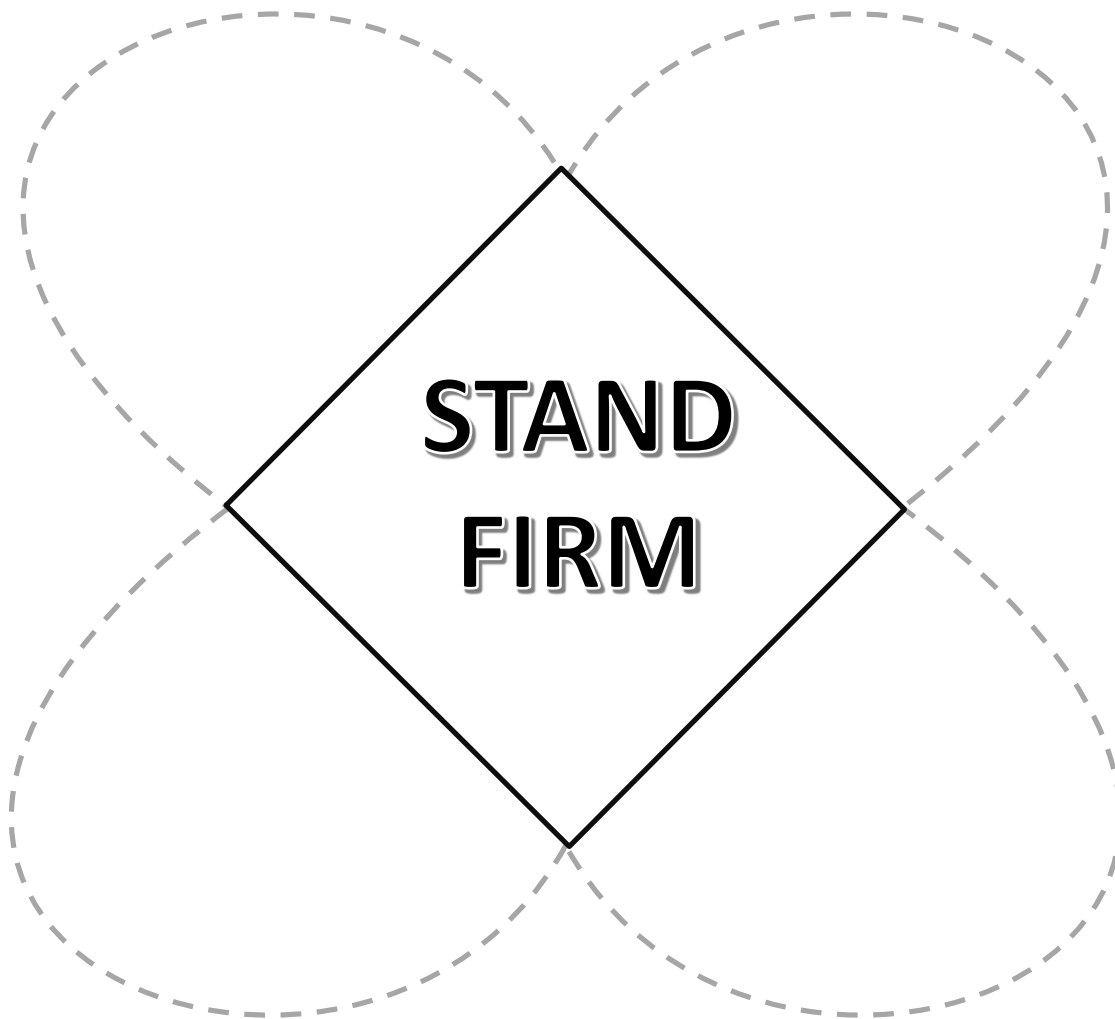


Use the words below to fill in the blanks for the verse from Ephesians 6 on the right.

strong
devil

armor
God

Finally, be _____ in the Lord and in the strength of his might. Put on the whole _____ of _____, that you may be able to stand against the schemes of the _____.
Ephesians 6:10-11, ESV




STAND FIRM

Write an idea about how you can stand firm for God on each petal. Cut on the dashed lines. Then fold on the solid black lines. Glue into the middle of your opened lap book.

GLUE THIS SECTION	The belt of truth helps me to . . .
	The breastplate of of righteousness helps me to . . .
	The shoes of peace help me to . . .
	The shield of faith helps me to . . .

Cut on the dashed lines. Fold on the solid line. Glue to your lap book. Under the flaps write how each piece of God's armor helps you.



Write an idea about how Satan tries to attack us (or tempt us) on each petal. Cut on the dashed lines. For example, he might try to get you to lie to your parents so you don't get in trouble. Then fold on the solid black lines. Glue into the middle of your opened lap book.

GLUE THIS SECTION	The helmet of salvation helps me to . . .
	The sword of the spirit helps me to . . .
	Prayer helps me to . . .
	Putting on my armor helps me to . . .

Cut on the dashed lines. Fold on the solid line. Glue to your lap book. Under the flaps write how each piece of God's armor helps you.

Thank you for your download!

Your support is always appreciated.

If you liked this product, please rate it at my Teach for Jesus store.

If you have questions or concerns, please email me at iamteachingforjesus@gmail.com.

Visit my blog (teachforjesus.com) or follow me on Pinterest.

Permission to copy for single classroom or personal use only.

Electronic distribution limited to single classroom or personal use only.

You may not resale as your own. Referrals to my store are always appreciated.

***For all have sinned and fall short of the glory of God and all are justified freely by his grace through redemption that came by Christ Jesus.
Romans 3:23-24***

Graphics generously provided by:

<http://www.teacherspayteachers.com/Store/Lindy-Du-Plessis>



Thank you for your purchase!
You may also like these products:

